


Atlas of Postmenopausal Osteoporosis, Third Edition: Empowering Healthcare Professionals in Diagnosis and Treatment

Osteoporosis, a prevalent condition characterized by weakened bones, is a significant concern for postmenopausal women. The Atlas of Postmenopausal Osteoporosis, Third Edition, serves as an invaluable resource for healthcare professionals seeking to enhance their understanding and management of this condition. This comprehensive guidebook provides a wealth of knowledge and insights into the diagnosis and treatment of postmenopausal osteoporosis, empowering clinicians to provide optimal care for their patients.



Atlas of Postmenopausal Osteoporosis: Third Edition

by Aaron Capp

★★★★☆ 4.3 out of 5

Language : English

File size : 6936 KB

Text-to-Speech: Enabled

Screen Reader: Supported

Print length : 127 pages



Visualizing Bone Health: A Comprehensive Atlas

The Atlas of Postmenopausal Osteoporosis, Third Edition, is renowned for its extensive collection of high-quality images that vividly illustrate the various aspects of the disease. These images include:

- High-resolution radiographs and CT scans showcasing different stages of osteoporosis
- Microscopic images depicting bone microstructure and remodeling
- Clinical photographs demonstrating the impact of osteoporosis on bone health

These visual aids serve as an invaluable tool for healthcare professionals, enabling them to accurately diagnose and monitor osteoporosis, assess disease severity, and evaluate the efficacy of treatment interventions.

In-Depth Textual Insights: A Wealth of Knowledge

Complementing the rich visual content, the Atlas of Postmenopausal Osteoporosis, Third Edition, provides comprehensive textual information that delves into the complexities of the disease. This includes:

- **Detailed descriptions of the pathophysiology, diagnosis, and management of osteoporosis**, covering both pharmacological and non-pharmacological approaches
- **Up-to-date information on the latest research and clinical trials**, ensuring that healthcare professionals remain abreast of the most current advancements in the field
- **Practical guidance on patient education and counseling**, empowering healthcare professionals to effectively communicate with patients about their condition and treatment options

The text is written by a team of renowned experts in the field, ensuring the accuracy and reliability of the information provided.

Clinical Applications: Enhancing Patient Care

The Atlas of Postmenopausal Osteoporosis, Third Edition, is not merely an academic resource but also a practical guide that translates knowledge into clinical practice. By providing a comprehensive understanding of osteoporosis, the book equips healthcare professionals with the tools they need to:

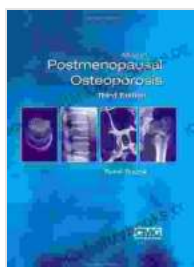
- **Accurately diagnose osteoporosis**, including its different types and stages
- **Assess bone mineral density** and interpret imaging studies
- **Develop personalized treatment plans** that meet the individual needs of each patient
- **Monitor treatment progress** and make necessary adjustments
- **Educate patients** about their condition and empower them to make informed decisions about their care

The book's focus on clinical applications ensures that healthcare professionals can directly translate the knowledge gained into improved patient outcomes.

Continuous Learning: An Evolving Resource

The Atlas of Postmenopausal Osteoporosis, Third Edition, represents an ongoing commitment to disseminating the latest knowledge and advancements in the field. Regular updates and revisions ensure that the book remains a valuable resource for healthcare professionals throughout their careers. By staying abreast of the latest developments, clinicians can provide their patients with the most effective and up-to-date care.

The Atlas of Postmenopausal Osteoporosis, Third Edition, is an indispensable resource for healthcare professionals seeking to enhance their understanding and management of osteoporosis. Its comprehensive collection of high-quality images, in-depth textual insights, and clinical applications provide a solid foundation for accurate diagnosis, effective treatment, and improved patient outcomes. By investing in this invaluable resource, healthcare professionals can empower themselves to provide exceptional care for women affected by postmenopausal osteoporosis.



Atlas of Postmenopausal Osteoporosis: Third Edition

by Aaron Capp

★★★★☆ 4.3 out of 5


Language : English

File size : 6936 KB

Text-to-Speech: Enabled

Screen Reader: Supported

Print length : 127 pages



Journey into the Culinary Delights of "Eat Cook": An Immersive Exploration of Fast, Easy, and Flavorful Cooking

: Unlocking the Secrets of Streamlined Cooking Are you tired of spending hours in the kitchen, only to be left with mediocre results? Do you long for the convenience of...



Embark on a Culinary Journey: Traditional Soviet Union Jewish Recipes from Odessa Snacks

Nestled on the shores of the Black Sea, Odessa, Ukraine, is a vibrant city steeped in a rich culinary history. As a melting pot of cultures,...