


# The Ultimate Winter Adventure: How to Catch a Snowman

In the enchanting realm of winter, where snow transforms the world into a magical wonderland, there exists a playful challenge that has captivated the hearts of children and adults alike: the art of catching a snowman.



## How to Catch a Snowman by Adam Wallace

★★★★☆ 4.8 out of 5

Language : English

File size : 6103 KB

Screen Reader : Supported

Print length : 40 pages



While snowmen may appear to be harmless, elusive creatures that melt away at the first sign of warmth, the truth is that they possess a secret that has been passed down through generations of winter enthusiasts.

In this comprehensive guide, we will unveil the secrets behind catching snowmen, empowering you with expert tips and strategies to embark on an unforgettable winter adventure.

## Chapter 1: The Anatomy of a Snowman

### The Body

The foundation of a snowman lies in its body, typically constructed from three snowballs of varying sizes. The largest forms the base, providing

stability and support, while the middle and smallest snowballs create the torso and head respectively.

To ensure a sturdy snowman, pack the snowballs firmly by rolling them on the ground or using a mold. Avoid adding water or salt, as this can weaken the structure.

## **The Limbs**

Snowmen often sport playful limbs, such as arms and legs, which can be made from additional snowballs, sticks, or even pool noodles. Sticks can also be used to create skis, sleds, or other accessories.

Attach the limbs securely to the body using wooden skewers or toothpicks. If using sticks, sharpen the ends for easier insertion into the snowballs.

## **The Accessories**

No snowman is complete without its signature accessories. Buttons, scarves, hats, and carrot noses add personality and charm to your winter creation.

Use waterproof materials for accessories that will withstand the elements. Consider using felt or fabric for scarves and hats, and secure them with string or yarn.

## **Chapter 2: Tracking the Elusive Snowman**

Once you have mastered the art of building a snowman, the next step is to embark on the thrilling hunt for the elusive creature.

### **Snowman Habitats**

Snowmen thrive in areas with ample snow, such as parks, fields, or backyards. Look for signs of recent snowman activity, such as trampled snow or snowman footprints.

## **Snowman Behavior**

Snowmen are nocturnal creatures, preferring to wander at night or during the early morning hours. They are also known to be playful and mischievous, often leaving behind clues or traces of their presence.

## **Stealth and Patience**

Catching a snowman requires stealth and patience. Avoid making loud noises or sudden movements that could spook the creature. Observe your surroundings carefully and wait for the opportune moment to strike.

## **Chapter 3: The Art of Capture**

The moment of truth has arrived. Armed with your knowledge of snowman behavior and the perfect snare, you can now attempt to capture the elusive creature.

### **The Snowman Snare**

A snowman snare is an essential tool for catching snowmen. It can be made from a simple rope or string with a loop on one end. To construct the snare, tie the string to a sturdy object, such as a tree branch or fence post.

### **Luring the Snowman**

To lure the snowman into your trap, use bait that appeals to its senses. Consider using a carrot or other brightly colored objects that might pique its curiosity.

Place the bait within the loop of the snare and wait patiently for the snowman to approach.

## **The Capture**

As the snowman enters the snare, pull the string quickly and gently to tighten the loop around its body. Be careful not to hurt the creature or damage its delicate features.

Congratulations! You have successfully caught a snowman.

## **Chapter 4: Bonding with Your Winter Companion**

Now that you have captured a snowman, it's time to build a special bond with your new winter companion.

### **Name Your Snowman**

Give your snowman a unique name that reflects its personality or appearance. This will help you personalize the experience and make the memories more meaningful.

### **Create a Snowman Home**


Provide your snowman with a cozy home by building a snow cave or shelter. Line the home with blankets or pillows to keep it warm and inviting.

### **Engage in Winter Activities**

Enjoy the magic of winter with your snowman by engaging in fun activities together. Go sledding, build snow forts, or simply play in the snow. These shared experiences will create lasting memories.

Embarking on the adventure of catching a snowman is a delightful winter tradition that can be enjoyed by people of all ages. By following the expert tips and strategies outlined in this guide, you will be well-equipped to capture the elusive creature and create unforgettable winter memories.

So gather your family and friends, venture into the enchanting winter wonderland, and experience the thrill of catching a snowman.



### How to Catch a Snowman by Adam Wallace


★★★★☆ 4.8 out of 5

Language : English

File size : 6103 KB

Screen Reader : Supported

Print length : 40 pages



### Journey into the Culinary Delights of "Eat Cook": An Immersive Exploration of Fast, Easy, and Flavorful Cooking

: Unlocking the Secrets of Streamlined Cooking Are you tired of spending hours in the kitchen, only to be left with mediocre results? Do you long for the convenience of...



## Embark on a Culinary Journey: Traditional Soviet Union Jewish Recipes from Odessa Snacks

Nestled on the shores of the Black Sea, Odessa, Ukraine, is a vibrant city steeped in a rich culinary history. As a melting pot of cultures,...